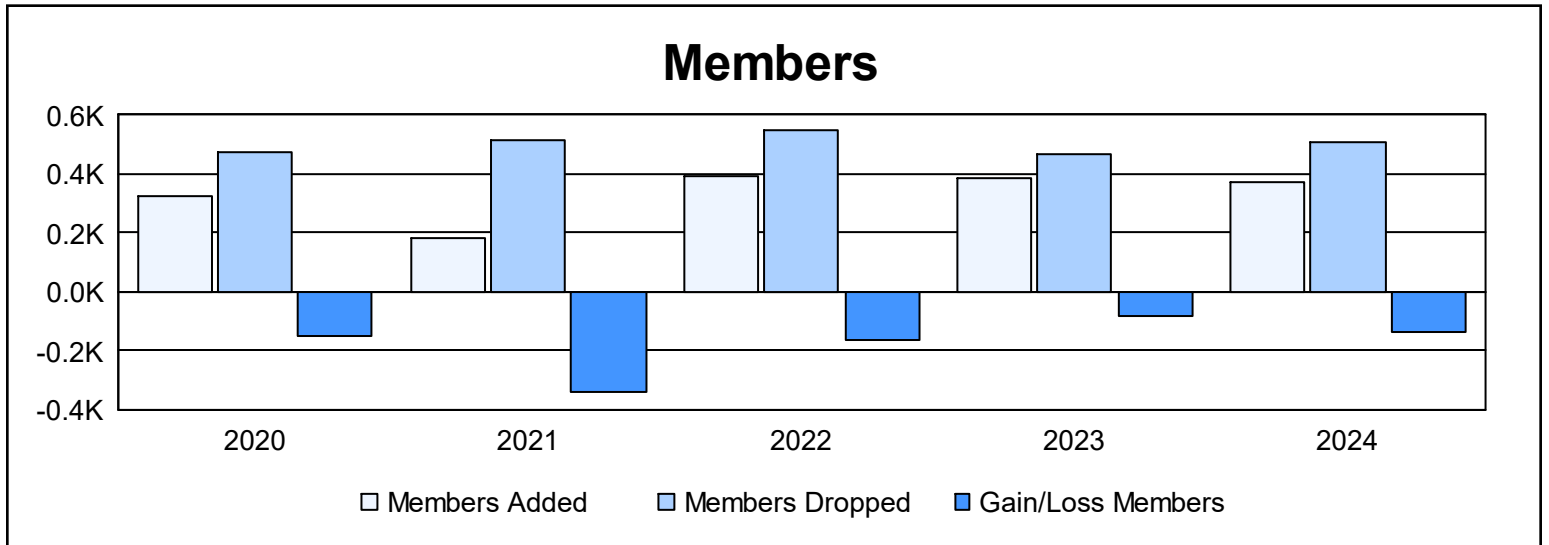
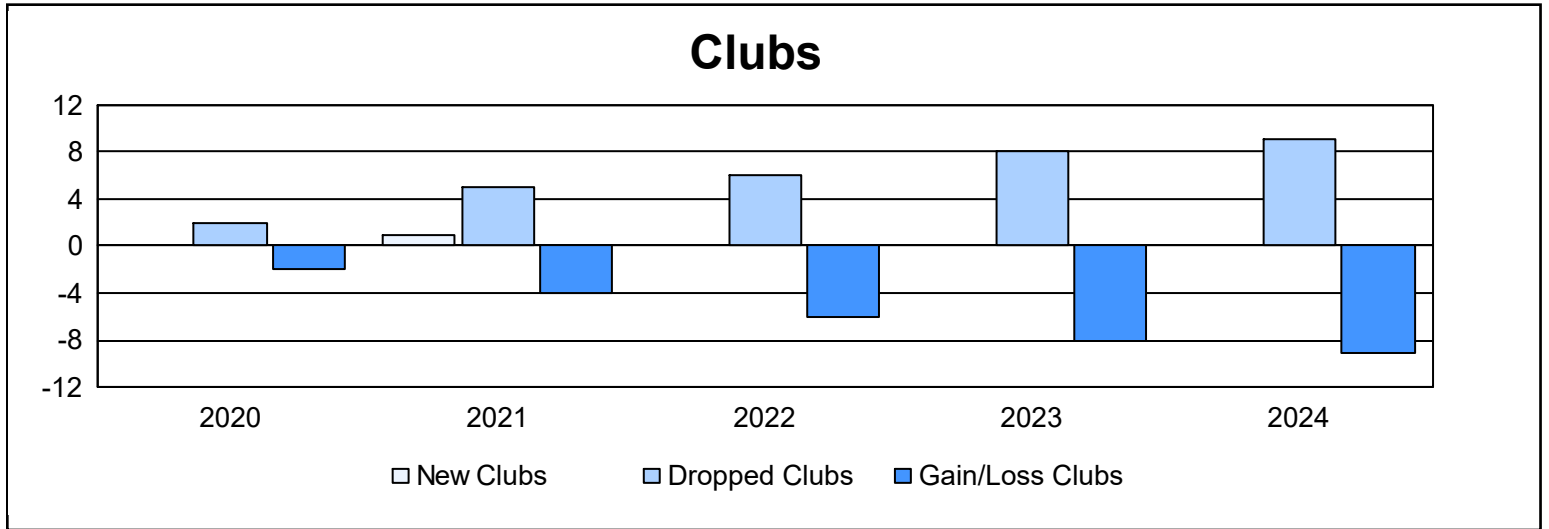
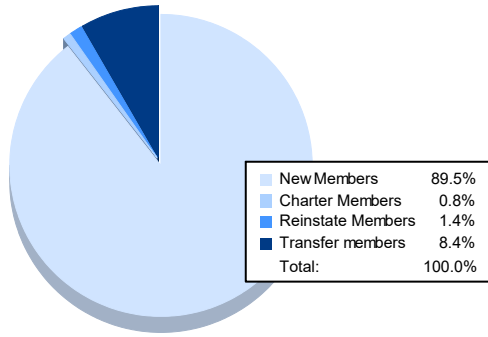


| Year | New Clubs | Dropped Clubs | Gain/ Loss Clubs | New Members | Charter Members | Reinstate Members | Transfer Members | Total Member Added | Total Members Dropped | Gain/ Loss Members |
|----------------|-----------|---------------|------------------|-------------|-----------------|-------------------|------------------|--------------------|-----------------------|--------------------|
| 2019-2020 | 0 | 2 | -2 | 301 | 1 | 1 | 24 | 327 | 474 | -147 |
| 2020-2021 | 1 | 5 | -4 | 141 | 24 | 3 | 12 | 180 | 517 | -337 |
| 2021-2022 | 0 | 6 | -6 | 337 | 6 | 4 | 43 | 390 | 551 | -161 |
| 2022-2023 | 0 | 8 | -8 | 362 | 0 | 9 | 15 | 386 | 468 | -82 |
| 2023-2024 | 0 | 9 | -9 | 331 | 3 | 5 | 31 | 370 | 507 | -137 |
| Average | 0 | 6 | -6 | 294 | 7 | 4 | 25 | 331 | 503 | -173 |



Membership Composition June 2024 Cumulative



Gender Composition June 2024 Cumulative

